


[Kumamoto Route] Yamagata Nagomi Shuttle Bus / A circular bus connecting Kumamoto Station with Yamaga City and Nagomi Town

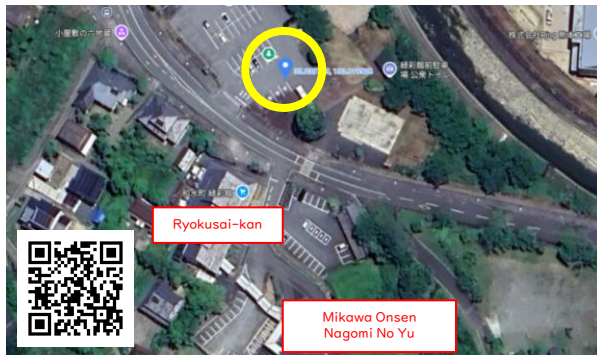
【Itinerary】

	Arrival	Departure
Kumamoto Station		9:30
Kumamoto Sakuramachi Bus Terminal		9:50
Higo Minka Village	10:45	
Kikusui Roman House	10:50	
Mikawa Onsen Nagomi No Yu	11:10	
Hirayama Onsen Tourism Association	11:25	
Buzen Kaido	11:40	12:50
Hirayama Onsen Tourism Association	13:05	
Mikawa Onsen Nagomi No Yu	13:20	
Kikusui Roman House	13:40	
Higo Minka Village	13:45	14:00
Kikusui Roman House	14:05	
Mikawa Onsen Nagomi No Yu	14:25	
Hirayama Onsen Tourism Association	14:40	
Buzen Kaido	14:55	16:00
Hirayama Onsen Tourism Association	16:15	
Mikawa Onsen Nagomi No Yu	16:30	
Kikusui Roman House	16:50	
Higo Minka Village	16:55	
Kumamoto Sakuramachi Bus Terminal	17:50	
Kumamoto Station	18:00	

【 Boarding and alighting location 】 ※ For details, please access the QR code or URL.




▲ Higo Minka Village <https://maps.app.goo.gl/bK56NvLQRv91HwB6>



▲ Mikawa Onsen Nagomi No Yu <https://maps.app.goo.gl/eJ5Tbk7RrRwStHc7>



▲ Buzen Kaido <https://maps.app.goo.gl/69XXVbPHHEFvEBhd9>



▲ Kikusui Roman House <https://maps.app.goo.gl/noLAUWFD5WmkFITw6>



▲ Hirayama Onsen Tourism Association <https://maps.app.goo.gl/JdxqBGA8zNDTyNXw5>

【 How to scan a QR code 】

iPhone

- ① Take a screenshot of this screen.
- ② Open the screenshot in the photo app and long press the QR code to display options such as "Open link."


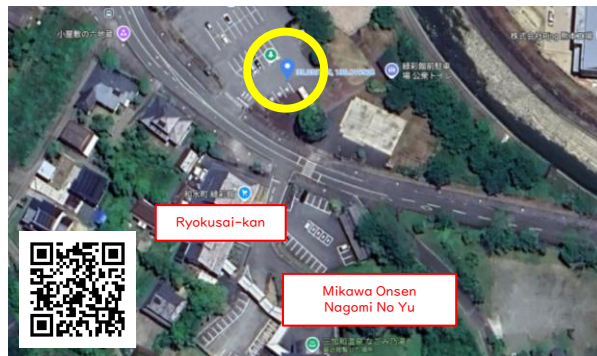
Android

- ① Take a screenshot of this screen.
- ② Launch the Google Lens app and select "Screenshot."
- ③ A link will be displayed, so tap it to access the site.

【 Itinerary 】

	Arrival	Departure
Kumamoto Airport		12:00
Higo-Otsu Station		12:20
Toyozen-do Street	13:20	
Hirayama Onsen Tourism Association	13:35	
Mikawa Onsen Nagomi-no-Yu	13:50	
Kikusui Romankan	14:10	
Higo Minkamura	14:15	15:15
Mikawa Onsen Nagomi-no-Yu	15:30	
Hirayama Onsen Tourism Association	15:45	
Toyozen-do Street	16:00	17:00
Hirayama Onsen Tourism Association	17:15	
Mikawa Onsen Nagomi-no-Yu	17:30	
Kikusui Romankan	17:50	
Higo Minkamura	17:55	
Kumamoto Station	19:00	

【 Boarding and alighting location 】 ※ For details, please access the QR code or URL.

▲ Higo Minka Village <https://maps.app.goo.gl/bK56NylQRev9Hhw86>▲ Kikusui Roman House <https://maps.app.goo.gl/n0LAUWFD5WmkFITv6>▲ Mikawa Onsen Nagomi No Yu <https://maps.app.goo.gl/eJ5Tbk7RrrWstHc7>▲ Hirayama Onsen Tourism Association <https://maps.app.goo.gl/JdxqBGA8zNDTyNXw5>▲ Buzen Kaido <https://maps.app.goo.gl/69XXVbPHHEFvEBhd9>

【 How to scan a QR code 】

iPhone

- ① Take a screenshot of this screen.
- ② Open the screenshot in the photo app and long press the QR code to display options such as "Open link."

Android

- ① Take a screenshot of this screen.
- ② Launch the Google Lens app and select "Screenshot."
- ③ A link will be displayed, so tap it to access the site.